

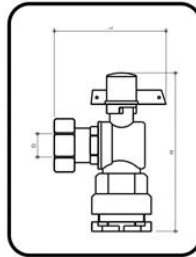


 **EGP** brass

LOCKABLE VALVE

WATER METER ACCESORIES

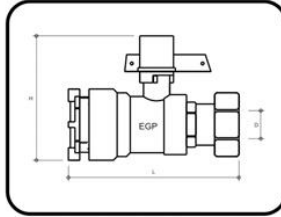
Lockable Valve
(angle type)



DN	SIZE	D	L	H
15 mm	½ inch	15 mm	74 mm	100 mm

Nominal pressure : 16 bar
 Working medium : water
 Working temperature : $t \leq 120^{\circ}\text{C}$
 Pressure test conform to ISO 5208
 Parallel pipe thread conform to ISO 228

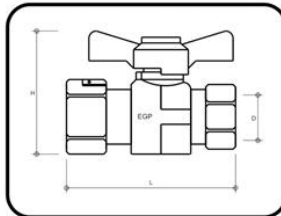
Lockable Valve
(straight type)



DN	SIZE	D	L	H
15 mm	½ inch	15 mm	90 mm	64 mm

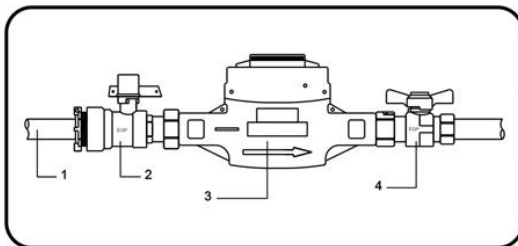
Nominal pressure : 16 bar
 Working medium : water
 Working temperature : $t \leq 120^{\circ}\text{C}$
 Pressure test conform to ISO 5208
 Parallel pipe thread conform to ISO 228

Ball Valve
(with coupling end)



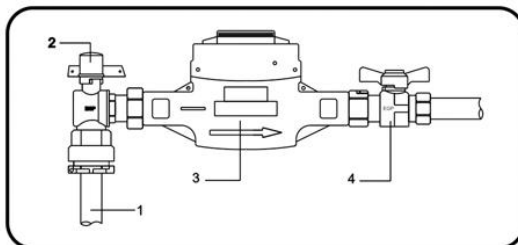
DN	SIZE	D	L	H
15 mm	½ inch	15 mm	68 mm	56 mm

Nominal pressure : 16 bar
 Working medium : water
 Working temperature : $t \leq 120^{\circ}\text{C}$
 Pressure test conform to ISO 5208
 Parallel pipe thread conform to ISO 228



STANDARD HOUSE CONNECTION

- Pipa PE 25 mm
- Lockable Valve - Straight Type
- Water Meter
- Ball Valve with coupling end



STANDARD HOUSE CONNECTION

- Pipa PE 25 mm
- Lockable Valve - Angle Type
- Water Meter
- Ball Valve with coupling end

Distributed by :

Agent :



PT.PASTI MAKMURKENCANA
 Jl. Lantana III Blok D3 - 17 Kemang Pratama 3, Bekasi 17114
 P. +6221 - 82425511 F. +6221 - 82417261
 pasti@cbn.net.id

